





















2009 CAFY Parent Survey

1. My children are: (Check all that apply.)			
		Response Percent	Response Count
Younger than Junior High		33.6%	41
Junior High Student		47.5%	58
High School Student		66.4%	81
College Student		22.1%	27
		<i>answered question</i>	122
		<i>skipped question</i>	0

2. Which of the following challenges related to risky behaviors have you experienced with your teenagers? Please check all you have experienced.			
		Response Percent	Response Count
Use of alcohol		26.5%	27
Binge drinking		4.9%	5
Drinking & driving		2.0%	2
Riding with other teens who are drinking and driving		8.8%	9
Driving recklessly		3.9%	4
Riding with older teens who are driving recklessly		4.9%	5
Use of marijuana		18.6%	19
Use of other illegal drugs		3.9%	4
Abuse of over-the-counter drugs		2.9%	3
Abuse of prescription drugs		2.0%	2
Eating disorders		5.9%	6
Smoking cigarettes		6.9%	7
Sexual activity		12.7%	13

Bullying		23.5%	24
Sexual harassment		2.0%	2
Personal stress		59.8%	61
Cutting one self		3.9%	4
Depression		22.5%	23
Lack of sleep		51.0%	52
Gambling		0.0%	0
Inappropriate use of the internet		27.5%	28
Other (please specify)			13
answered question			102
skipped question			20

3. How serious a problem do you believe the following teen behaviors are in our community? Please rate each problem on a scale from 1 to 4, where 4 = serious problem.

	1	2	3	4	Rating Average	Response Count
Use of alcohol	2.7% (3)	17.9% (20)	40.2% (45)	39.3% (44)	3.16	112
Binge drinking	9.4% (10)	33.0% (35)	33.0% (35)	24.5% (26)	2.73	106
Drinking & driving	7.4% (8)	35.2% (38)	37.0% (40)	20.4% (22)	2.70	108
Riding with other teens who are drinking and driving	9.3% (10)	33.3% (36)	34.3% (37)	23.1% (25)	2.71	108
Driving recklessly	7.3% (8)	34.5% (38)	37.3% (41)	20.9% (23)	2.72	110
Riding with older teens who are driving recklessly	9.6% (10)	38.5% (40)	27.9% (29)	24.0% (25)	2.66	104
Use of marijuana	8.0% (9)	25.0% (28)	41.1% (46)	25.9% (29)	2.85	112
Use of other illegal drugs	13.2% (14)	36.8% (39)	37.7% (40)	12.3% (13)	2.49	106
Abuse of over-the-counter drugs	18.3% (19)	48.1% (50)	26.0% (27)	7.7% (8)	2.23	104
Abuse of prescription drugs	19.0% (20)	50.5% (53)	21.0% (22)	9.5% (10)	2.21	105
Eating disorders	16.2% (17)	41.9% (44)	31.4% (33)	10.5% (11)	2.36	105
Smoking cigarettes	22.2% (24)	43.5% (47)	24.1% (26)	10.2% (11)	2.22	108

Sexual activity	3.7% (4)	26.9% (29)	44.4% (48)	25.0% (27)	2.91	108
Bullying	7.3% (8)	37.3% (41)	39.1% (43)	16.4% (18)	2.65	110
Sexual harassment	18.1% (19)	45.7% (48)	27.6% (29)	8.6% (9)	2.27	105
Personal stress	3.5% (4)	10.6% (12)	28.3% (32)	57.5% (65)	3.40	113
Cutting one self	26.0% (27)	51.0% (53)	16.3% (17)	6.7% (7)	2.04	104
Depression	7.5% (8)	34.9% (37)	40.6% (43)	17.0% (18)	2.67	106
Lack of sleep	8.0% (9)	10.7% (12)	37.5% (42)	43.8% (49)	3.17	112
Gambling	38.4% (38)	44.4% (44)	13.1% (13)	4.0% (4)	1.83	99
Inappropriate use of the internet	9.1% (9)	32.3% (32)	28.3% (28)	30.3% (30)	2.80	99
Other (please specify)						10
answered question						117
skipped question						5

4. Which of the above risky behaviors are you most concerned about and why?		Response Count
		83
answered question		83
skipped question		39

5. Please rate the following statements on a scale from 1 to 4, where 1 = disagree and 4 = strongly agree.

	1	2	3	4	Rating Average	Response Count
Drinking is all right for adults, but an adult should not get drunk.	5.0% (6)	9.2% (11)	26.9% (32)	58.8% (70)	3.39	119
Getting drunk occasionally is okay for adults, as long as it does not interfere with daily activities.	51.7% (62)	27.5% (33)	15.8% (19)	5.0% (6)	1.74	120
It is OK to allow high school students to drink at home if an adult is present and supervising them.	69.4% (84)	15.7% (19)	7.4% (9)	7.4% (9)	1.53	121
It is OK for parents to allow their teenage kids and their friends to drink in their home as long as the parents are home and they take away their car keys.	86.8% (105)	5.0% (6)	0.8% (1)	7.4% (9)	1.29	121
	answered question					121
	skipped question					1

6. What could be done by CAFY, the schools, or other community groups to help address these problems? Please rate on a scale from 1 to 4, where 4 = important.

	1	2	3	4	Rating Average	Response Count
More parent education programs	4.5% (5)	25.2% (28)	30.6% (34)	39.6% (44)	3.05	111
Parent teen workshops	6.2% (7)	15.0% (17)	42.5% (48)	36.3% (41)	3.09	113
More parent discussion groups	5.5% (6)	26.6% (29)	37.6% (41)	30.3% (33)	2.93	109
Expand the SAFE HOMES program	5.6% (6)	27.8% (30)	25.0% (27)	41.7% (45)	3.03	108
Community forums to discuss specific issues	2.8% (3)	25.9% (28)	36.1% (39)	35.2% (38)	3.04	108
	What else could be done?					48
	answered question					116
	skipped question					6

7. What topics should be covered by parent education programs, parent teen workshops, or community forums?		
		Response Count
		55
		<i>answered question</i>
		55
		<i>skipped question</i>
		67

8. What other suggestions, comments or concerns do you have related to our community's response to youth risky behavior?		
		Response Count
		42
		<i>answered question</i>
		42
		<i>skipped question</i>
		80

9. If you would be interested in working with CAFY to help address any of these issues, please provide contact information.			
		Response Percent	Response Count
Name:	<input type="text"/>	100.0%	12
Email Address:	<input type="text"/>	91.7%	11
Phone Number:	<input type="text"/>	83.3%	10
		<i>answered question</i>	12
		<i>skipped question</i>	110

10. Would you like to join the CAFY e-mail list?			
		Response Percent	Response Count
Name:	<input type="text"/>	92.3%	12
Email Address:	<input type="text"/>	76.9%	10
		<i>answered question</i>	13
		<i>skipped question</i>	109