




















2009 CAFY Parent Survey

1. My children are: (Check all that apply.)			
		Response Percent	Response Count
Younger than Junior High		44.8%	26
Junior High Student		100.0%	58
High School Student		41.4%	24
College Student		10.3%	6
		answered question	58
		skipped question	0

2. Which of the following challenges related to risky behaviors have you experienced with your teenagers? Please check all you have experienced.			
		Response Percent	Response Count
Use of alcohol		12.0%	6
Binge drinking		4.0%	2
Drinking & driving		4.0%	2
Riding with other teens who are drinking and driving		6.0%	3
Driving recklessly		4.0%	2
Riding with older teens who are driving recklessly		4.0%	2
Use of marijuana		8.0%	4
Use of other illegal drugs		4.0%	2
Abuse of over-the-counter drugs		4.0%	2
Abuse of prescription drugs		2.0%	1
Eating disorders		2.0%	1
Smoking cigarettes		4.0%	2
Sexual activity		8.0%	4

Bullying		30.0%	15
Sexual harassment		0.0%	0
Personal stress		54.0%	27
Cutting one self		4.0%	2
Depression		16.0%	8
Lack of sleep		56.0%	28
Gambling		0.0%	0
Inappropriate use of the internet		30.0%	15
Other (please specify)			5
answered question			50
skipped question			8

3. How serious a problem do you believe the following teen behaviors are in our community? Please rate each problem on a scale from 1 to 4, where 4 = serious problem.

	1	2	3	4	Rating Average	Response Count
Use of alcohol	3.6% (2)	27.3% (15)	45.5% (25)	23.6% (13)	2.89	55
Binge drinking	13.7% (7)	37.3% (19)	35.3% (18)	13.7% (7)	2.49	51
Drinking & driving	9.3% (5)	37.0% (20)	37.0% (20)	16.7% (9)	2.61	54
Riding with other teens who are drinking and driving	13.2% (7)	28.3% (15)	37.7% (20)	20.8% (11)	2.66	53
Driving recklessly	7.4% (4)	35.2% (19)	38.9% (21)	18.5% (10)	2.69	54
Riding with older teens who are driving recklessly	9.8% (5)	37.3% (19)	29.4% (15)	23.5% (12)	2.67	51
Use of marijuana	14.8% (8)	27.8% (15)	40.7% (22)	16.7% (9)	2.59	54
Use of other illegal drugs	17.0% (9)	37.7% (20)	37.7% (20)	7.5% (4)	2.36	53
Abuse of over-the-counter drugs	19.6% (10)	49.0% (25)	27.5% (14)	3.9% (2)	2.16	51
Abuse of prescription drugs	23.5% (12)	49.0% (25)	23.5% (12)	3.9% (2)	2.08	51
Eating disorders	17.6% (9)	47.1% (24)	27.5% (14)	7.8% (4)	2.25	51
Smoking cigarettes	28.3% (15)	49.1% (26)	17.0% (9)	5.7% (3)	2.00	53

Sexual activity	5.8% (3)	26.9% (14)	53.8% (28)	13.5% (7)	2.75	52
Bullying	5.6% (3)	38.9% (21)	40.7% (22)	14.8% (8)	2.65	54
Sexual harassment	17.6% (9)	51.0% (26)	27.5% (14)	3.9% (2)	2.18	51
Personal stress	7.4% (4)	7.4% (4)	25.9% (14)	59.3% (32)	3.37	54
Cutting one self	28.0% (14)	50.0% (25)	12.0% (6)	10.0% (5)	2.04	50
Depression	11.8% (6)	33.3% (17)	41.2% (21)	13.7% (7)	2.57	51
Lack of sleep	11.1% (6)	11.1% (6)	38.9% (21)	38.9% (21)	3.06	54
Gambling	39.6% (19)	45.8% (22)	10.4% (5)	4.2% (2)	1.79	48
Inappropriate use of the internet	12.2% (6)	24.5% (12)	30.6% (15)	32.7% (16)	2.84	49
Other (please specify)						3
answered question						57
skipped question						1

4. Which of the above risky behaviors are you most concerned about and why?		Response Count
		40
answered question		40
skipped question		18

5. Please rate the following statements on a scale from 1 to 4, where 1 = disagree and 4 = strongly agree.

	1	2	3	4	Rating Average	Response Count
Drinking is all right for adults, but an adult should not get drunk.	5.5% (3)	10.9% (6)	34.5% (19)	49.1% (27)	3.27	55
Getting drunk occasionally is okay for adults, as long as it does not interfere with daily activities.	42.1% (24)	28.1% (16)	22.8% (13)	7.0% (4)	1.95	57
It is OK to allow high school students to drink at home if an adult is present and supervising them.	73.7% (42)	8.8% (5)	7.0% (4)	10.5% (6)	1.54	57
It is OK for parents to allow their teenage kids and their friends to drink in their home as long as the parents are home and they take away their car keys.	87.7% (50)	3.5% (2)	0.0% (0)	8.8% (5)	1.30	57
	answered question					57
	skipped question					1

6. What could be done by CAFY, the schools, or other community groups to help address these problems? Please rate on a scale from 1 to 4, where 4 = important.

	1	2	3	4	Rating Average	Response Count
More parent education programs	4.0% (2)	30.0% (15)	32.0% (16)	34.0% (17)	2.96	50
Parent teen workshops	3.9% (2)	13.7% (7)	43.1% (22)	39.2% (20)	3.18	51
More parent discussion groups	4.1% (2)	28.6% (14)	42.9% (21)	24.5% (12)	2.88	49
Expand the SAFE HOMES program	3.8% (2)	25.0% (13)	32.7% (17)	38.5% (20)	3.06	52
Community forums to discuss specific issues	2.0% (1)	26.0% (13)	42.0% (21)	30.0% (15)	3.00	50
	What else could be done?					21
	answered question					54
	skipped question					4

7. What topics should be covered by parent education programs, parent teen workshops, or community forums?		
		Response Count
		24
		<i>answered question</i> 24
		<i>skipped question</i> 34

8. What other suggestions, comments or concerns do you have related to our community's response to youth risky behavior?		
		Response Count
		18
		<i>answered question</i> 18
		<i>skipped question</i> 40

9. If you would be interested in working with CAFY to help address any of these issues, please provide contact information.			
		Response Percent	Response Count
Name:	<input type="text"/>	100.0%	3
Email Address:	<input type="text"/>	100.0%	3
Phone Number:	<input type="text"/>	100.0%	3
		<i>answered question</i>	3
		<i>skipped question</i>	55

10. Would you like to join the CAFY e-mail list?			
		Response Percent	Response Count
Name:	<input type="text"/>	100.0%	4
Email Address:	<input type="text"/>	50.0%	2
		<i>answered question</i>	4
		<i>skipped question</i>	54