


















# 2009 CAFY Parent Survey

1. My children are: (Check all that apply.)			Response Percent	Response Count
Younger than Junior High			16.0%	13
Junior High Student			29.6%	24
<b>High School Student</b>			<b>100.0%</b>	<b>81</b>
College Student			27.2%	22
			<i>answered question</i>	<b>81</b>
			<i>skipped question</i>	<b>0</b>

2. Which of the following challenges related to risky behaviors have you experienced with your teenagers? Please check all you have experienced.			Response Percent	Response Count
Use of alcohol			36.8%	25
Binge drinking			5.9%	4
Drinking & driving			2.9%	2
Riding with other teens who are drinking and driving			11.8%	8
Driving recklessly			4.4%	3
Riding with older teens who are driving recklessly			7.4%	5
Use of marijuana			25.0%	17
Use of other illegal drugs			4.4%	3
Abuse of over-the-counter drugs			4.4%	3
Abuse of prescription drugs			2.9%	2
Eating disorders			7.4%	5
Smoking cigarettes			8.8%	6
Sexual activity			17.6%	12

Bullying		19.1%	13
Sexual harassment		2.9%	2
<b>Personal stress</b>		<b>69.1%</b>	<b>47</b>
Cutting one self		1.5%	1
Depression		25.0%	17
Lack of sleep		45.6%	31
Gambling		0.0%	0
Inappropriate use of the internet		23.5%	16
Other (please specify)			10
<b>answered question</b>			<b>68</b>
<b>skipped question</b>			<b>13</b>

**3. How serious a problem do you believe the following teen behaviors are in our community? Please rate each problem on a scale from 1 to 4, where 4 = serious problem.**

	1	2	3	4	Rating Average	Response Count
Use of alcohol	2.7% (2)	20.3% (15)	27.0% (20)	<b>50.0% (37)</b>	3.24	74
Binge drinking	10.1% (7)	<b>33.3% (23)</b>	29.0% (20)	27.5% (19)	2.74	69
Drinking & driving	7.0% (5)	<b>38.0% (27)</b>	32.4% (23)	22.5% (16)	2.70	71
Riding with other teens who are drinking and driving	8.5% (6)	<b>36.6% (26)</b>	32.4% (23)	22.5% (16)	2.69	71
Driving recklessly	6.8% (5)	<b>35.6% (26)</b>	34.2% (25)	23.3% (17)	2.74	73
Riding with older teens who are driving recklessly	8.6% (6)	<b>41.4% (29)</b>	24.3% (17)	25.7% (18)	2.67	70
Use of marijuana	5.3% (4)	21.3% (16)	<b>38.7% (29)</b>	34.7% (26)	3.03	75
Use of other illegal drugs	12.9% (9)	34.3% (24)	<b>38.6% (27)</b>	14.3% (10)	2.54	70
Abuse of over-the-counter drugs	18.8% (13)	<b>42.0% (29)</b>	30.4% (21)	8.7% (6)	2.29	69
Abuse of prescription drugs	15.7% (11)	<b>47.1% (33)</b>	27.1% (19)	10.0% (7)	2.31	70
Eating disorders	19.1% (13)	<b>36.8% (25)</b>	32.4% (22)	11.8% (8)	2.37	68
Smoking cigarettes	23.6% (17)	<b>34.7% (25)</b>	27.8% (20)	13.9% (10)	2.32	72

Sexual activity	4.2% (3)	25.0% (18)	<b>40.3% (29)</b>	30.6% (22)	2.97	72
Bullying	11.1% (8)	<b>37.5% (27)</b>	<b>37.5% (27)</b>	13.9% (10)	2.54	72
Sexual harassment	20.6% (14)	<b>44.1% (30)</b>	25.0% (17)	10.3% (7)	2.25	68
Personal stress	2.7% (2)	13.5% (10)	28.4% (21)	<b>55.4% (41)</b>	3.36	74
Cutting one self	23.2% (16)	<b>49.3% (34)</b>	21.7% (15)	5.8% (4)	2.10	69
Depression	7.1% (5)	32.9% (23)	<b>41.4% (29)</b>	18.6% (13)	2.71	70
Lack of sleep	9.6% (7)	8.2% (6)	38.4% (28)	<b>43.8% (32)</b>	3.16	73
Gambling	38.8% (26)	<b>41.8% (28)</b>	14.9% (10)	4.5% (3)	1.85	67
Inappropriate use of the internet	10.9% (7)	<b>37.5% (24)</b>	26.6% (17)	25.0% (16)	2.66	64
Other (please specify)						7
<b>answered question</b>						<b>77</b>
<b>skipped question</b>						<b>4</b>

4. Which of the above risky behaviors are you most concerned about and why?		Response Count
		57
<b>answered question</b>		<b>57</b>
<b>skipped question</b>		<b>24</b>

**5. Please rate the following statements on a scale from 1 to 4, where 1 = disagree and 4 = strongly agree.**

	1	2	3	4	Rating Average	Response Count
Drinking is all right for adults, but an adult should not get drunk.	3.7% (3)	9.9% (8)	28.4% (23)	<b>58.0% (47)</b>	3.41	81
Getting drunk occasionally is okay for adults, as long as it does not interfere with daily activities.	<b>50.6% (41)</b>	29.6% (24)	16.0% (13)	3.7% (3)	1.73	81
It is OK to allow high school students to drink at home if an adult is present and supervising them.	<b>67.9% (55)</b>	17.3% (14)	6.2% (5)	8.6% (7)	1.56	81
It is OK for parents to allow their teenage kids and their friends to drink in their home as long as the parents are home and they take away their car keys.	<b>84.0% (68)</b>	6.2% (5)	0.0% (0)	9.9% (8)	1.36	81
	<b>answered question</b>					<b>81</b>
	<b>skipped question</b>					<b>0</b>

**6. What could be done by CAFY, the schools, or other community groups to help address these problems? Please rate on a scale from 1 to 4, where 4 = important.**

	1	2	3	4	Rating Average	Response Count
More parent education programs	3.9% (3)	28.6% (22)	27.3% (21)	<b>40.3% (31)</b>	3.04	77
Parent teen workshops	6.5% (5)	18.2% (14)	<b>44.2% (34)</b>	31.2% (24)	3.00	77
More parent discussion groups	6.8% (5)	27.0% (20)	<b>35.1% (26)</b>	31.1% (23)	2.91	74
Expand the SAFE HOMES program	8.3% (6)	29.2% (21)	22.2% (16)	<b>40.3% (29)</b>	2.94	72
Community forums to discuss specific issues	2.7% (2)	30.7% (23)	<b>33.3% (25)</b>	<b>33.3% (25)</b>	2.97	75
	What else could be done?					34
	<b>answered question</b>					<b>78</b>
	<b>skipped question</b>					<b>3</b>

7. What topics should be covered by parent education programs, parent teen workshops, or community forums?		
		Response Count
		35
		<i>answered question</i>
		35
		<i>skipped question</i>
		46

8. What other suggestions, comments or concerns do you have related to our community's response to youth risky behavior?		
		Response Count
		27
		<i>answered question</i>
		27
		<i>skipped question</i>
		54

9. If you would be interested in working with CAFY to help address any of these issues, please provide contact information.			
		Response Percent	Response Count
Name:	<input type="text"/>	100.0%	10
Email Address:	<input type="text"/>	90.0%	9
Phone Number:	<input type="text"/>	80.0%	8
		<i>answered question</i>	10
		<i>skipped question</i>	71

10. Would you like to join the CAFY e-mail list?			
		Response Percent	Response Count
Name:	<input type="text"/>	90.0%	9
Email Address:	<input type="text"/>	80.0%	8
		<i>answered question</i>	10
		<i>skipped question</i>	71