






2009 CAFY Parent Survey

1. My children are: (Check all that apply.)			
		Response Percent	Response Count
Younger than Junior High		100.0%	41
Junior High Student		63.4%	26
High School Student		31.7%	13
College Student		0.0%	0
		answered question	41
		skipped question	0

2. Which of the following challenges related to risky behaviors have you experienced with your teenagers? Please check all you have experienced.			
		Response Percent	Response Count
Use of alcohol		0.0%	0
Binge drinking		0.0%	0
Drinking & driving		0.0%	0
Riding with other teens who are drinking and driving		0.0%	0
Driving recklessly		0.0%	0
Riding with older teens who are driving recklessly		0.0%	0
Use of marijuana		0.0%	0
Use of other illegal drugs		0.0%	0
Abuse of over-the-counter drugs		0.0%	0
Abuse of prescription drugs		0.0%	0
Eating disorders		9.7%	3
Smoking cigarettes		0.0%	0
Sexual activity		0.0%	0

Bullying		25.8%	8
Sexual harassment		3.2%	1
Personal stress		61.3%	19
Cutting one self		6.5%	2
Depression		22.6%	7
Lack of sleep		58.1%	18
Gambling		0.0%	0
Inappropriate use of the internet		19.4%	6
Other (please specify)			4
answered question			31
skipped question			10

3. How serious a problem do you believe the following teen behaviors are in our community? Please rate each problem on a scale from 1 to 4, where 4 = serious problem.

	1	2	3	4	Rating Average	Response Count
Use of alcohol	0.0% (0)	16.7% (6)	55.6% (20)	27.8% (10)	3.11	36
Binge drinking	2.9% (1)	35.3% (12)	41.2% (14)	20.6% (7)	2.79	34
Drinking & driving	2.9% (1)	23.5% (8)	55.9% (19)	17.6% (6)	2.88	34
Riding with other teens who are drinking and driving	3.0% (1)	21.2% (7)	51.5% (17)	24.2% (8)	2.97	33
Driving recklessly	2.9% (1)	34.3% (12)	40.0% (14)	22.9% (8)	2.83	35
Riding with older teens who are driving recklessly	3.1% (1)	40.6% (13)	31.3% (10)	25.0% (8)	2.78	32
Use of marijuana	2.9% (1)	37.1% (13)	40.0% (14)	20.0% (7)	2.77	35
Use of other illegal drugs	6.1% (2)	42.4% (14)	36.4% (12)	15.2% (5)	2.61	33
Abuse of over-the-counter drugs	16.1% (5)	51.6% (16)	16.1% (5)	16.1% (5)	2.32	31
Abuse of prescription drugs	19.4% (6)	58.1% (18)	12.9% (4)	9.7% (3)	2.13	31
Eating disorders	8.8% (3)	47.1% (16)	35.3% (12)	8.8% (3)	2.44	34
Smoking cigarettes	18.2% (6)	45.5% (15)	24.2% (8)	12.1% (4)	2.30	33

Sexual activity	0.0% (0)	26.5% (9)	55.9% (19)	17.6% (6)	2.91	34
Bullying	2.8% (1)	41.7% (15)	33.3% (12)	22.2% (8)	2.75	36
Sexual harassment	17.6% (6)	44.1% (15)	29.4% (10)	8.8% (3)	2.29	34
Personal stress	5.4% (2)	5.4% (2)	27.0% (10)	62.2% (23)	3.46	37
Cutting one self	21.9% (7)	56.3% (18)	12.5% (4)	9.4% (3)	2.09	32
Depression	3.1% (1)	37.5% (12)	37.5% (12)	21.9% (7)	2.78	32
Lack of sleep	5.3% (2)	13.2% (5)	42.1% (16)	39.5% (15)	3.16	38
Gambling	31.3% (10)	53.1% (17)	12.5% (4)	3.1% (1)	1.88	32
Inappropriate use of the internet	3.0% (1)	24.2% (8)	36.4% (12)	36.4% (12)	3.06	33
Other (please specify)						3
answered question						39
skipped question						2

4. Which of the above risky behaviors are you most concerned about and why?		Response Count
		26
answered question		26
skipped question		15

5. Please rate the following statements on a scale from 1 to 4, where 1 = disagree and 4 = strongly agree.

	1	2	3	4	Rating Average	Response Count
Drinking is all right for adults, but an adult should not get drunk.	7.9% (3)	7.9% (3)	23.7% (9)	60.5% (23)	3.37	38
Getting drunk occasionally is okay for adults, as long as it does not interfere with daily activities.	53.8% (21)	25.6% (10)	15.4% (6)	5.1% (2)	1.72	39
It is OK to allow high school students to drink at home if an adult is present and supervising them.	75.0% (30)	10.0% (4)	5.0% (2)	10.0% (4)	1.50	40
It is OK for parents to allow their teenage kids and their friends to drink in their home as long as the parents are home and they take away their car keys.	87.5% (35)	0.0% (0)	2.5% (1)	10.0% (4)	1.35	40
	answered question					40
	skipped question					1

6. What could be done by CAFY, the schools, or other community groups to help address these problems? Please rate on a scale from 1 to 4, where 4 = important.

	1	2	3	4	Rating Average	Response Count
More parent education programs	2.9% (1)	17.1% (6)	31.4% (11)	48.6% (17)	3.26	35
Parent teen workshops	5.6% (2)	5.6% (2)	41.7% (15)	47.2% (17)	3.31	36
More parent discussion groups	2.8% (1)	16.7% (6)	41.7% (15)	38.9% (14)	3.17	36
Expand the SAFE HOMES program	0.0% (0)	18.9% (7)	32.4% (12)	48.6% (18)	3.30	37
Community forums to discuss specific issues	0.0% (0)	17.6% (6)	35.3% (12)	47.1% (16)	3.29	34
	What else could be done?					14
	answered question					38
	skipped question					3

7. What topics should be covered by parent education programs, parent teen workshops, or community forums?		
		Response Count
		18
		<i>answered question</i>
		18
		<i>skipped question</i>
		23

8. What other suggestions, comments or concerns do you have related to our community's response to youth risky behavior?		
		Response Count
		15
		<i>answered question</i>
		15
		<i>skipped question</i>
		26

9. If you would be interested in working with CAFY to help address any of these issues, please provide contact information.			
		Response Percent	Response Count
Name:	<input type="text"/>	100.0%	3
Email Address:	<input type="text"/>	100.0%	3
Phone Number:	<input type="text"/>	66.7%	2
		<i>answered question</i>	3
		<i>skipped question</i>	38

10. Would you like to join the CAFY e-mail list?			
		Response Percent	Response Count
Name:	<input type="text"/>	100.0%	3
Email Address:	<input type="text"/>	100.0%	3
		<i>answered question</i>	3
		<i>skipped question</i>	38