
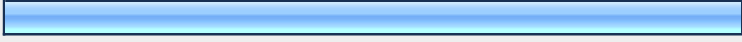




















2009 CAFY Parent Survey

| 1. My children are: (Check all that apply.) | | | Response Percent | Response Count |
|---|--|--------------------------|------------------|----------------|
| Younger than Junior High | | | 0.0% | 0 |
| Junior High Student |  | | 22.2% | 6 |
| High School Student |  | | 81.5% | 22 |
| College Student |  | | 100.0% | 27 |
| | | <i>answered question</i> | | 27 |
| | | <i>skipped question</i> | | 0 |

| 2. Which of the following challenges related to risky behaviors have you experienced with your teenagers? Please check all you have experienced. | | | Response Percent | Response Count |
|--|--|--|------------------|----------------|
| Use of alcohol |  | | 70.4% | 19 |
| Binge drinking |  | | 18.5% | 5 |
| Drinking & driving |  | | 7.4% | 2 |
| Riding with other teens who are drinking and driving |  | | 25.9% | 7 |
| Driving recklessly |  | | 11.1% | 3 |
| Riding with older teens who are driving recklessly |  | | 18.5% | 5 |
| Use of marijuana |  | | 55.6% | 15 |
| Use of other illegal drugs |  | | 7.4% | 2 |
| Abuse of over-the-counter drugs |  | | 7.4% | 2 |
| Abuse of prescription drugs |  | | 3.7% | 1 |
| Eating disorders |  | | 3.7% | 1 |
| Smoking cigarettes |  | | 22.2% | 6 |
| Sexual activity |  | | 37.0% | 10 |

| | | | |
|-----------------------------------|--|-------|-----------|
| Bullying |  | 22.2% | 6 |
| Sexual harassment |  | 3.7% | 1 |
| Personal stress |  | 59.3% | 16 |
| Cutting one self |  | 7.4% | 2 |
| Depression |  | 29.6% | 8 |
| Lack of sleep |  | 44.4% | 12 |
| Gambling | | 0.0% | 0 |
| Inappropriate use of the internet |  | 33.3% | 9 |
| Other (please specify) | | | 2 |
| answered question | | | 27 |
| skipped question | | | 0 |

3. How serious a problem do you believe the following teen behaviors are in our community? Please rate each problem on a scale from 1 to 4, where 4 = serious problem.

| | 1 | 2 | 3 | 4 | Rating Average | Response Count |
|--|-----------|-------------------|-------------------|-------------------|----------------|----------------|
| Use of alcohol | 0.0% (0) | 0.0% (0) | 42.3% (11) | 57.7% (15) | 3.58 | 26 |
| Binge drinking | 0.0% (0) | 26.9% (7) | 42.3% (11) | 30.8% (8) | 3.04 | 26 |
| Drinking & driving | 4.0% (1) | 36.0% (9) | 36.0% (9) | 24.0% (6) | 2.80 | 25 |
| Riding with other teens who are drinking and driving | 0.0% (0) | 50.0% (13) | 26.9% (7) | 23.1% (6) | 2.73 | 26 |
| Driving recklessly | 4.0% (1) | 32.0% (8) | 48.0% (12) | 16.0% (4) | 2.76 | 25 |
| Riding with older teens who are driving recklessly | 4.0% (1) | 36.0% (9) | 44.0% (11) | 16.0% (4) | 2.72 | 25 |
| Use of marijuana | 3.8% (1) | 11.5% (3) | 50.0% (13) | 34.6% (9) | 3.15 | 26 |
| Use of other illegal drugs | 8.0% (2) | 32.0% (8) | 48.0% (12) | 12.0% (3) | 2.64 | 25 |
| Abuse of over-the-counter drugs | 20.0% (5) | 52.0% (13) | 24.0% (6) | 4.0% (1) | 2.12 | 25 |
| Abuse of prescription drugs | 15.4% (4) | 53.8% (14) | 23.1% (6) | 7.7% (2) | 2.23 | 26 |
| Eating disorders | 8.3% (2) | 50.0% (12) | 41.7% (10) | 0.0% (0) | 2.33 | 24 |
| Smoking cigarettes | 11.5% (3) | 50.0% (13) | 30.8% (8) | 7.7% (2) | 2.35 | 26 |

| | | | | | | |
|-----------------------------------|------------------|-------------------|-------------------|-------------------|------|-----------|
| Sexual activity | 0.0% (0) | 26.9% (7) | 34.6% (9) | 38.5% (10) | 3.12 | 26 |
| Bullying | 7.7% (2) | 38.5% (10) | 38.5% (10) | 15.4% (4) | 2.62 | 26 |
| Sexual harassment | 8.0% (2) | 64.0% (16) | 24.0% (6) | 4.0% (1) | 2.24 | 25 |
| Personal stress | 0.0% (0) | 11.5% (3) | 34.6% (9) | 53.8% (14) | 3.42 | 26 |
| Cutting one self | 26.9% (7) | 46.2% (12) | 26.9% (7) | 0.0% (0) | 2.00 | 26 |
| Depression | 4.0% (1) | 32.0% (8) | 48.0% (12) | 16.0% (4) | 2.76 | 25 |
| Lack of sleep | 0.0% (0) | 12.0% (3) | 36.0% (9) | 52.0% (13) | 3.40 | 25 |
| Gambling | 36.4% (8) | 36.4% (8) | 27.3% (6) | 0.0% (0) | 1.91 | 22 |
| Inappropriate use of the internet | 4.3% (1) | 39.1% (9) | 21.7% (5) | 34.8% (8) | 2.87 | 23 |
| Other (please specify) | | | | | | 1 |
| answered question | | | | | | 26 |
| skipped question | | | | | | 1 |

| 4. Which of the above risky behaviors are you most concerned about and why? | | Response Count |
|---|--|----------------|
| | | 19 |
| answered question | | 19 |
| skipped question | | 8 |

5. Please rate the following statements on a scale from 1 to 4, where 1 = disagree and 4 = strongly agree.

| | 1 | 2 | 3 | 4 | Rating Average | Response Count |
|--|--------------------------|------------|-----------|-------------------|----------------|----------------|
| Drinking is all right for adults, but an adult should not get drunk. | 3.7% (1) | 7.4% (2) | 18.5% (5) | 70.4% (19) | 3.56 | 27 |
| Getting drunk occasionally is okay for adults, as long as it does not interfere with daily activities. | 44.4% (12) | 37.0% (10) | 14.8% (4) | 3.7% (1) | 1.78 | 27 |
| It is OK to allow high school students to drink at home if an adult is present and supervising them. | 63.0% (17) | 29.6% (8) | 3.7% (1) | 3.7% (1) | 1.48 | 27 |
| It is OK for parents to allow their teenage kids and their friends to drink in their home as long as the parents are home and they take away their car keys. | 88.9% (24) | 7.4% (2) | 0.0% (0) | 3.7% (1) | 1.19 | 27 |
| | <i>answered question</i> | | | | | 27 |
| | <i>skipped question</i> | | | | | 0 |

6. What could be done by CAFY, the schools, or other community groups to help address these problems? Please rate on a scale from 1 to 4, where 4 = important.

| | 1 | 2 | 3 | 4 | Rating Average | Response Count |
|---|--------------------------|------------------|-------------------|-------------------|----------------|----------------|
| More parent education programs | 0.0% (0) | 28.0% (7) | 28.0% (7) | 44.0% (11) | 3.16 | 25 |
| Parent teen workshops | 8.0% (2) | 20.0% (5) | 52.0% (13) | 20.0% (5) | 2.84 | 25 |
| More parent discussion groups | 4.3% (1) | 26.1% (6) | 43.5% (10) | 26.1% (6) | 2.91 | 23 |
| Expand the SAFE HOMES program | 9.1% (2) | 31.8% (7) | 31.8% (7) | 27.3% (6) | 2.77 | 22 |
| Community forums to discuss specific issues | 4.2% (1) | 33.3% (8) | 37.5% (9) | 25.0% (6) | 2.83 | 24 |
| | What else could be done? | | | | | 15 |
| | <i>answered question</i> | | | | | 26 |
| | <i>skipped question</i> | | | | | 1 |

| 7. What topics should be covered by parent education programs, parent teen workshops, or community forums? | | |
|--|--|--------------------------|
| | | Response Count |
| | | 16 |
| | | <i>answered question</i> |
| | | 16 |
| | | <i>skipped question</i> |
| | | 11 |

| 8. What other suggestions, comments or concerns do you have related to our community's response to youth risky behavior? | | |
|--|--|--------------------------|
| | | Response Count |
| | | 11 |
| | | <i>answered question</i> |
| | | 11 |
| | | <i>skipped question</i> |
| | | 16 |

| 9. If you would be interested in working with CAFY to help address any of these issues, please provide contact information. | | | |
|---|----------------------|--------------------------|----------------|
| | | Response Percent | Response Count |
| Name: | <input type="text"/> | 100.0% | 2 |
| Email Address: | <input type="text"/> | 50.0% | 1 |
| Phone Number: | <input type="text"/> | 50.0% | 1 |
| | | <i>answered question</i> | 2 |
| | | <i>skipped question</i> | 25 |

| 10. Would you like to join the CAFY e-mail list? | | | |
|--|----------------------|--------------------------|----------------|
| | | Response Percent | Response Count |
| Name: | <input type="text"/> | 75.0% | 3 |
| Email Address: | <input type="text"/> | 100.0% | 4 |
| | | <i>answered question</i> | 4 |
| | | <i>skipped question</i> | 23 |